

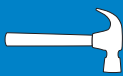
WALL MOUNT QUICK SORT BIN INSTALLATION GUIDE

REQUIRED TOOLS

• Power Drill



• Hammer



• 1/4" Drill Bit



• Level



• #2 Phillips Bit



• Pencil



SCAN TO LEARN.
MIRA Y APRENDE.

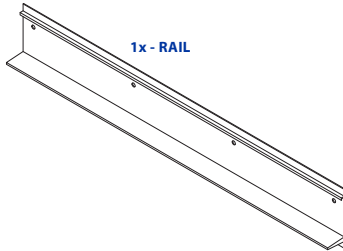
SCAN TO LEARN

For complete installation information including videos to watch and learn visit:

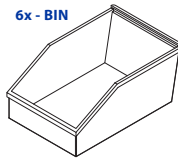
OrganizedLiving.com/Installation/freedomRailEDGE

PARTS

Includes: Rail, Bins, Anchor Screws and Anchors



1x - RAIL



6x - BIN



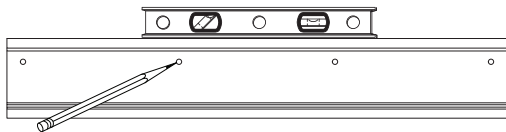
4x - ANCHOR



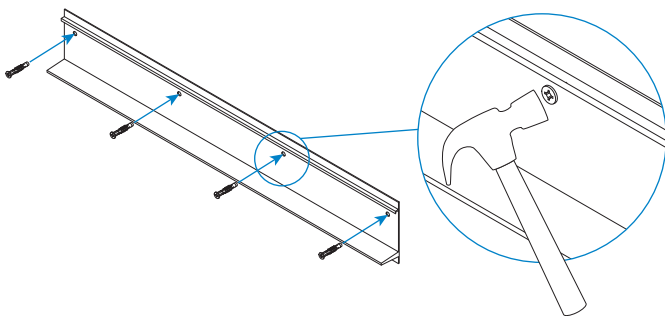
4x - ANCHOR SCREW

ADD THE RAIL TO THE WALL

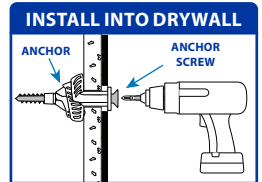
1. Place and level the Rail in the correct location. Then, use a Pencil to mark the center of each hole.



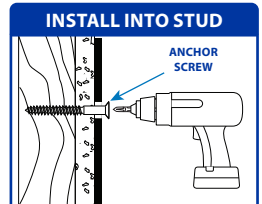
2. Remove the Rail and use a 1/4" Drill Bit to drill a hole at each mark, through the drywall. If you hit a stud, stop, as no Anchor will be needed.
3. Place the Rail back on the wall, with the holes aligned. Then, insert an Anchor through the Rail, into each hole by tapping it with a Hammer.



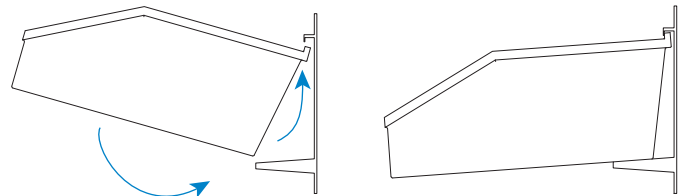
4. Once the Anchors are pressed all the way into each hole, drive in an Anchor Screw. **IMPORTANT: Allow the screw to turn 6-8 rotations after it's flush with the Rail so the Anchor tightens into a ball behind the drywall.**



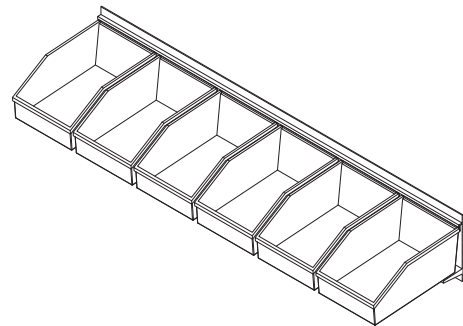
5. If the hole is located on a stud, use a #2 Philips Bit to drive an Anchor Screw through the Rail into the stud at the mark.



6. Install up to six Bins per Rail by inserting the upper edge of the Bin in the top groove of the Rail. Then, rotate the Bin until it is sitting on the Rail shelf.



7. Once all of the Bins have been installed into the Rail, space the Bins evenly.



Contact Us.

Phone: 1-888-674-5484 8 am-5 pm EST Mon-Fri.
Email: customerservice@organizedliving.com
OrganizedLiving.com/Installation

Thank You!

freedomRail EDGE is designed to grow with you. Now that assembly is complete, you can easily adjust any component or add new ones at any time, creating a closet that's truly customized to your lifestyle.



Connect with us.



880440 9110-5800-14 ©2025 Organized Living Cincinnati, OH 45241

SIDE 1