

## Learn More About Select

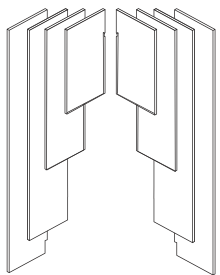
Select® is a high-quality, affordable, and installer-friendly solution for customers seeking a traditional built-in closet system. Designed to meet the demands of residents and homebuyers, Select can set your projects and jobs apart from the rest!

Learn more  
about Select!

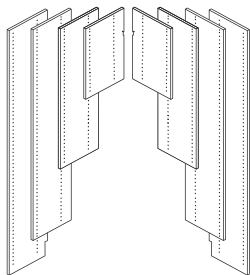


SCAN ME

## WOOD COMPONENTS | Available in White, Truffle, Century Gray, Chocolate Pear, Slate and Snowdrift Live unless noted.



**Stop Panel**  
Right and Left  
14" D X 24", 48", 72", 84" L



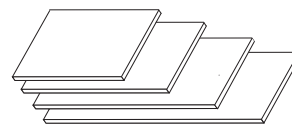
**Thru Panel**  
14" D X 24", 48", 72", 84" L



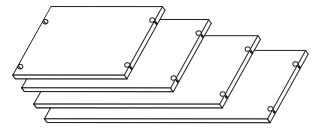
**Field Cut Cover**  
For 14" Deep Shelves  
\*Uses White for Snowdrift Live



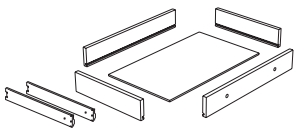
**Floor Mount Foot**  
For 84" Panels  
\*Uses White for Snowdrift Live



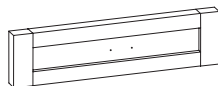
**Moveable Wood Shelf**  
14" D X 18", 24", 30", 36" L



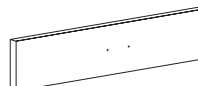
**Fixed Wood Shelf**  
14" D X 18", 24", 30", 36" L




**Drawer Box**  
14" D X 24"  
30" W X 5", 7-1/2", 10" H  
\*Available in White only  
\*Full-extension soft close drawer  
guides included.



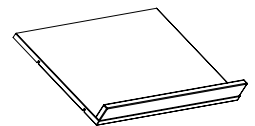
**Shaker Drawer Fronts**  
24" W X 5", 8", 10" H  
30" W X 5", 8", 10" H



**Plain Drawer Fronts**  
24" W X 5", 8", 10" H  
30" W X 5", 8", 10" H

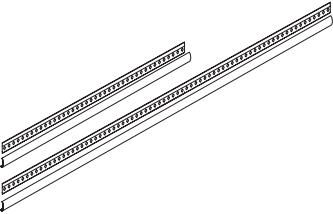


**Plain Door Fronts**  
12.25" W X 23" H



**Wood Shoe Fence  
with Shelf**  
14" D X 24", 30" W

**Rail** | Available in White, and Nickel.

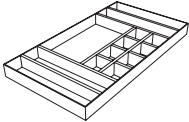


**Rail with Cover**  
40", 72" L

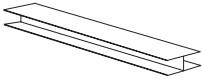
**Accessories** | Available in Chrome unless noted.



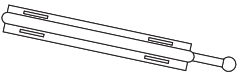
**Chrome Baskets**  
24" W X 6", 13" H  
30" W X 6", 13", 17" H



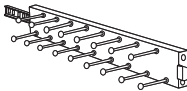
**Jewelry Drawer Insert**  
24", 30" W  
\*Available in Black only



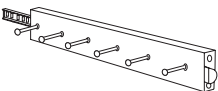
**H-Channel**  
5' L  
Used for joining shelves  
\*Available in Clear only



**Next Day Rod**



**Tie Rack**

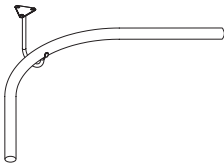


**Belt Rack**

**Hardware Components** | Available in Chrome and Black.



**Long Straight Handle**



**Corner Rod Solution**

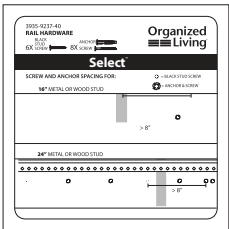


**Clothes Rod**  
18", 24", 30", 36" L

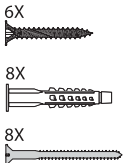


**Rod Flange**

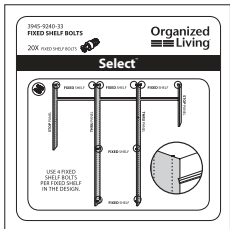
**Hardware Packs** | Available in bulk and small packs. See Price Book for additional information.



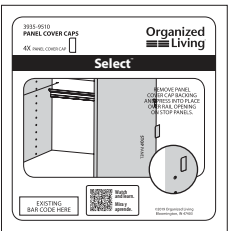
**Rail Hardware Bag**



**Floor Mount Foot Screw Bag**

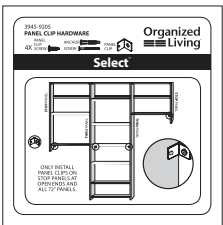


**Fixed Shelf Bolt Bag**



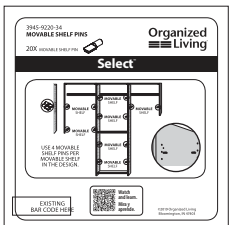
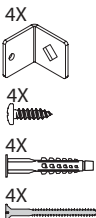
**Panel Cover Cap**

Available in White, Truffle, Century Gray,  
Chocolate Pear, Slate, and Snowdrift Live



**Panel Clip Hardware Bag**

Available in White and Nickel



**Movable Shelf Pin Bag**

